

CO₂ Capture to Avoid Dangerous Climate Change

Bryan Lovell Meeting 2019:
Role of geological science in the decarbonisation of power production, heat, transport and industry
21 – 23 January 2019

Jon Gibbins
Director, UK CCS Research Centre
Professor of Power Plant Engineering and Carbon Capture
University of Sheffield
www.ukccsrc.ac.uk
j.gibbins@Sheffield.ac.uk

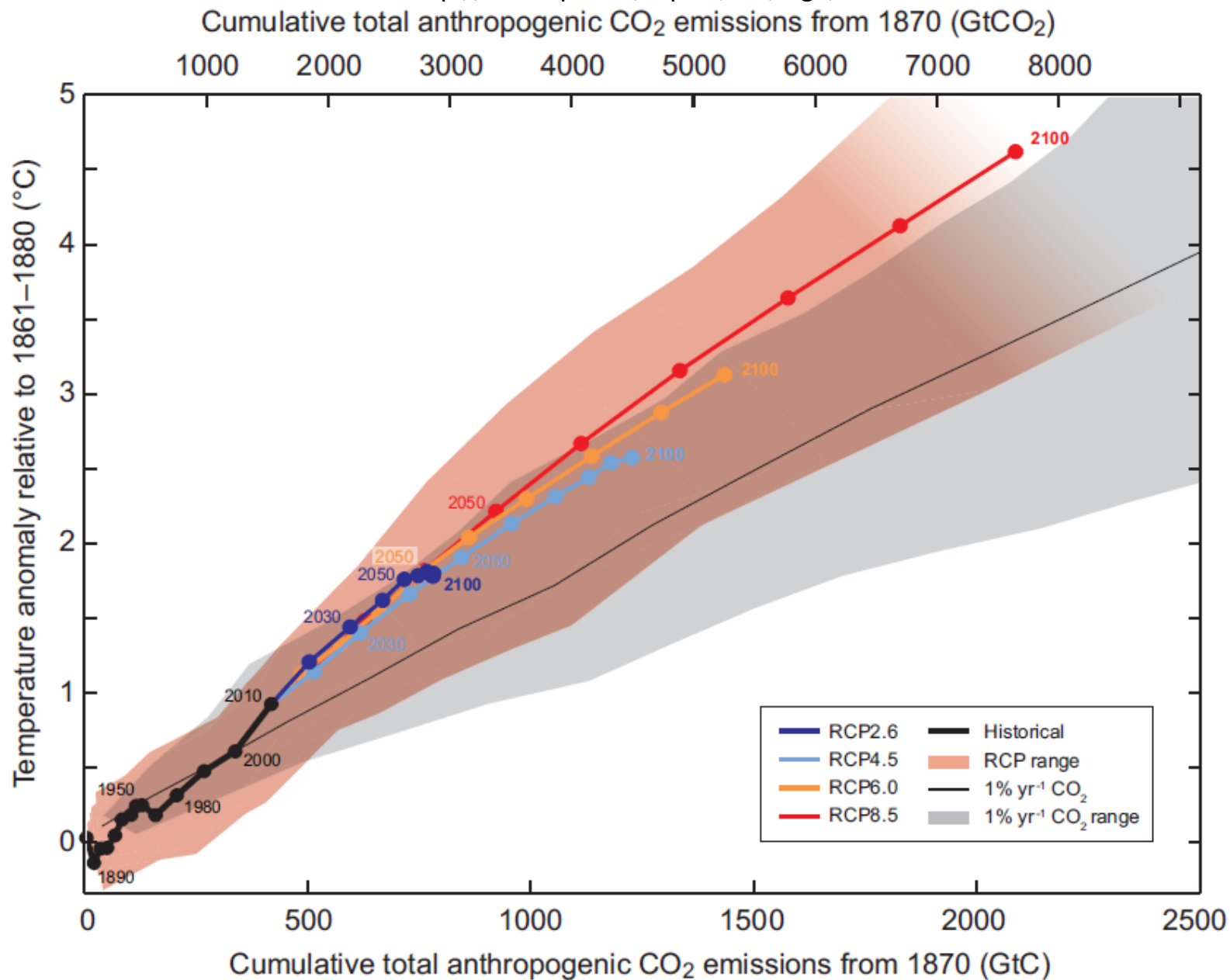
The UKCCSRC is supported by the
Engineering and Physical Sciences Research
Council as part of the Research Councils UK
Energy Programme



EPSRC
Pioneering research
and skills

IPCC Climate Change 2013 'The Physical Science Basis'

<http://www.ipcc.ch/report/ar5/wg1/>



What do we need to achieve? A soft landing seemed possible in 2009.

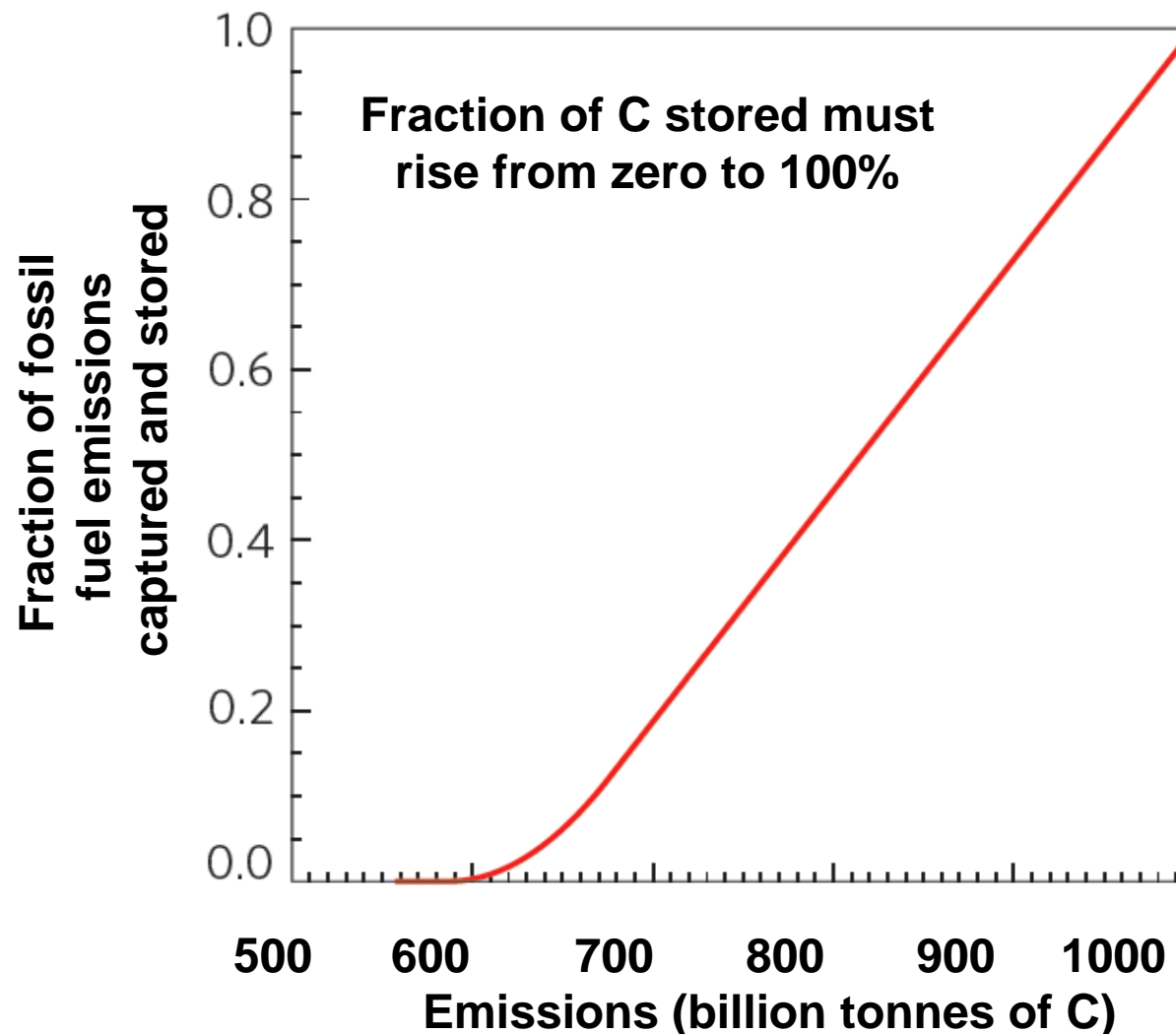
The prime climate objective is not to end the use of fossil fuels.

The prime objective is to develop and deploy 100% CCS in time to cap cumulative emissions of carbon at a safe level.

CO₂ EOR and other applications with partial overall capture should be seen as a stage in a path from zero CO₂ capture to 100% CCS.

They can be a move in the right direction from where we are now – emitting 100% of fossil carbon to atmosphere.

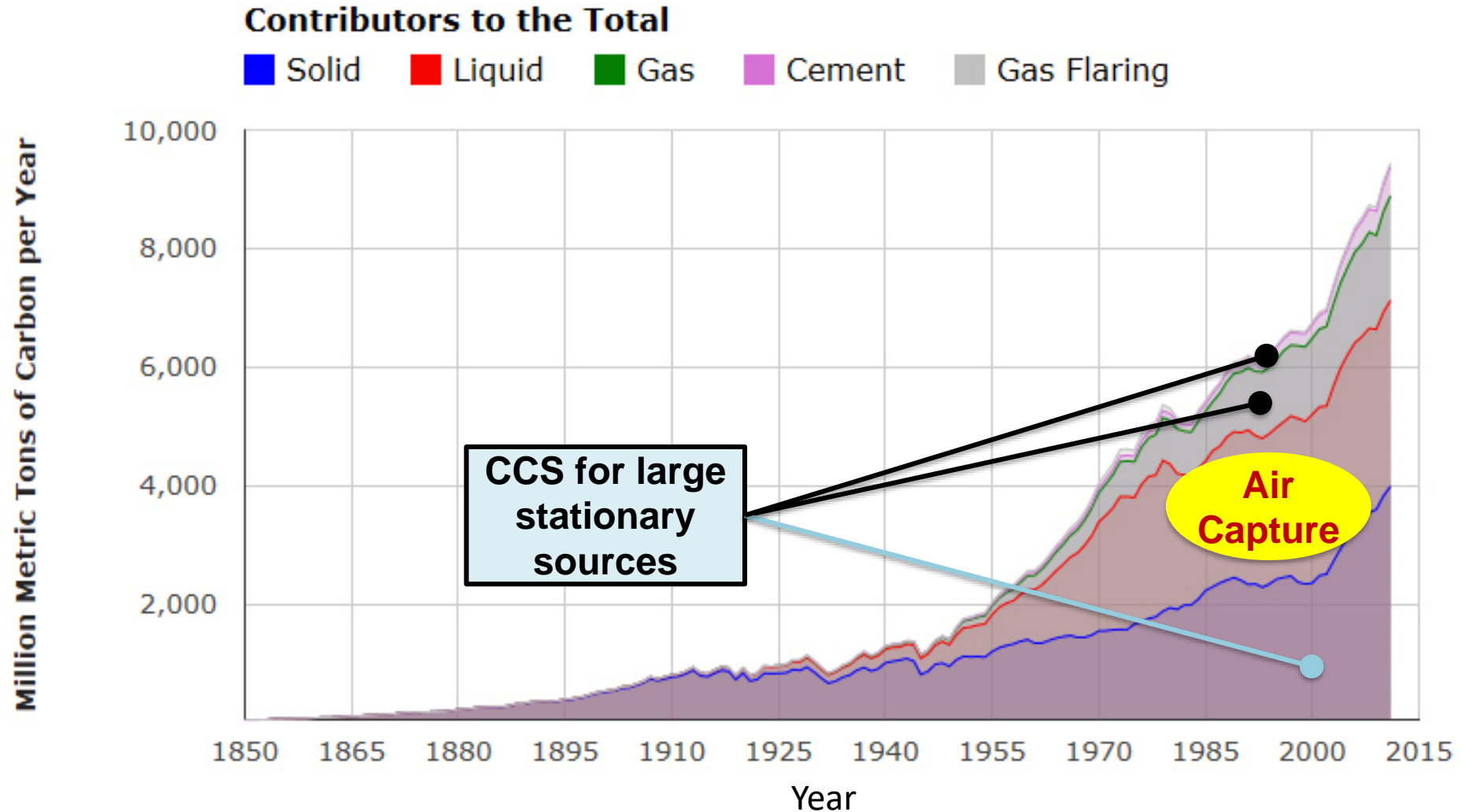
The key factor is the extent to which technologies and/or projects can readily be adapted to get higher fractions of CO₂ stored.



Myles R. Allen, David J. Frame & Charles F. Mason,
The case for mandatory sequestration, *Nature
Geoscience* 2, 813 - 814 (2009), doi:10.1038/ngeo709

A very significant fraction of fossil fuel use requires air capture

http://cdiac.ess-dive.lbl.gov/trends/emis/glo_2014.html



Source: Boden, T.A., G. Marland, and R. J. Andres. 2015. Global, Regional, and National Fossil-Fuel CO₂ Emissions. Carbon Dioxide Information Analysis Center, Oak Ridge National Laboratory, U.S. Department of Energy, Oak Ridge, Tenn., U.S.A. doi: 10.3334/CDIAC/00001_V2015.

Now a harder landing -

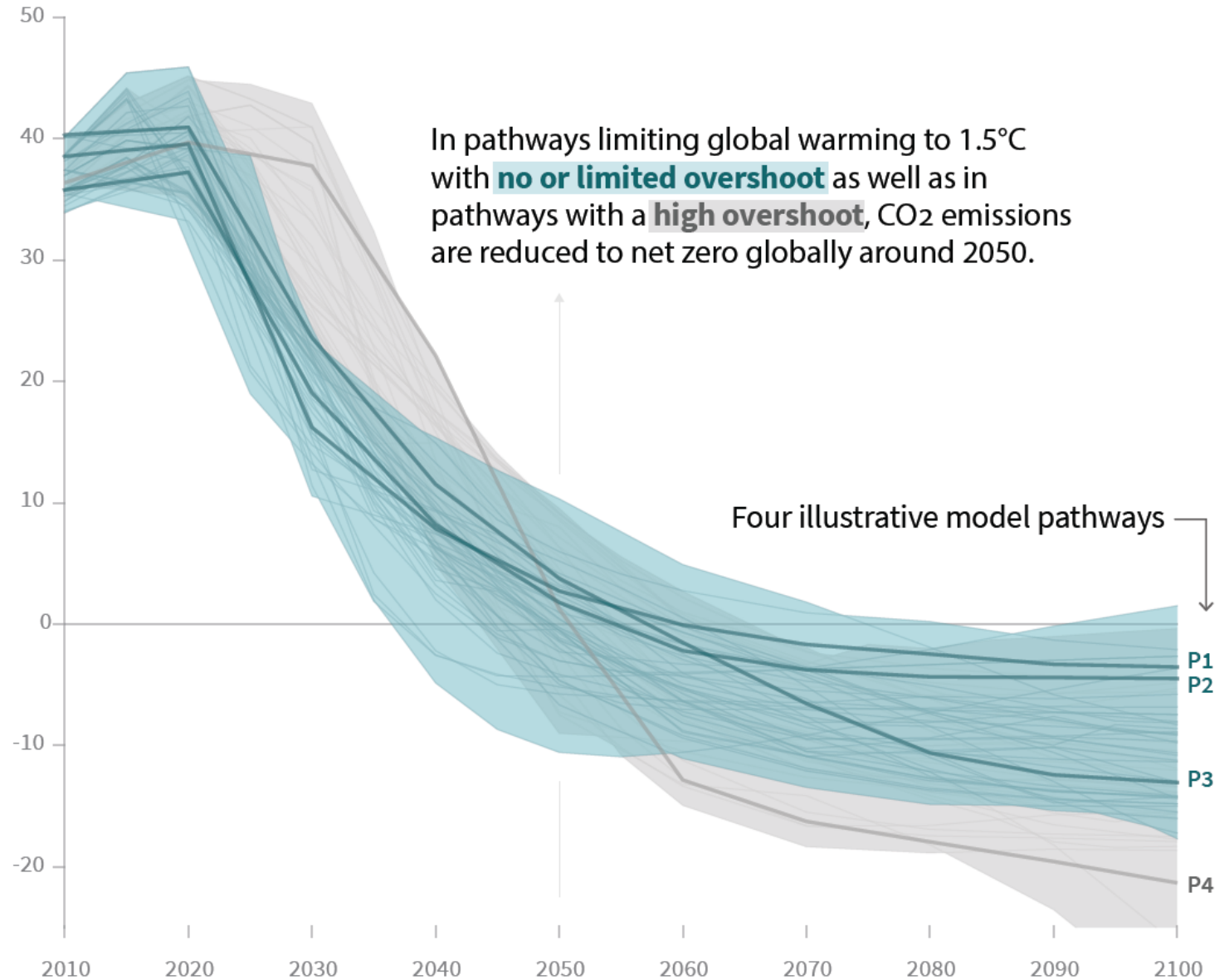
IPCC special report on global warming of 1.5°C, October 2018

Greenhouse Gas Removal technologies required to achieve even net zero emissions, as well as net negative CO₂ emissions

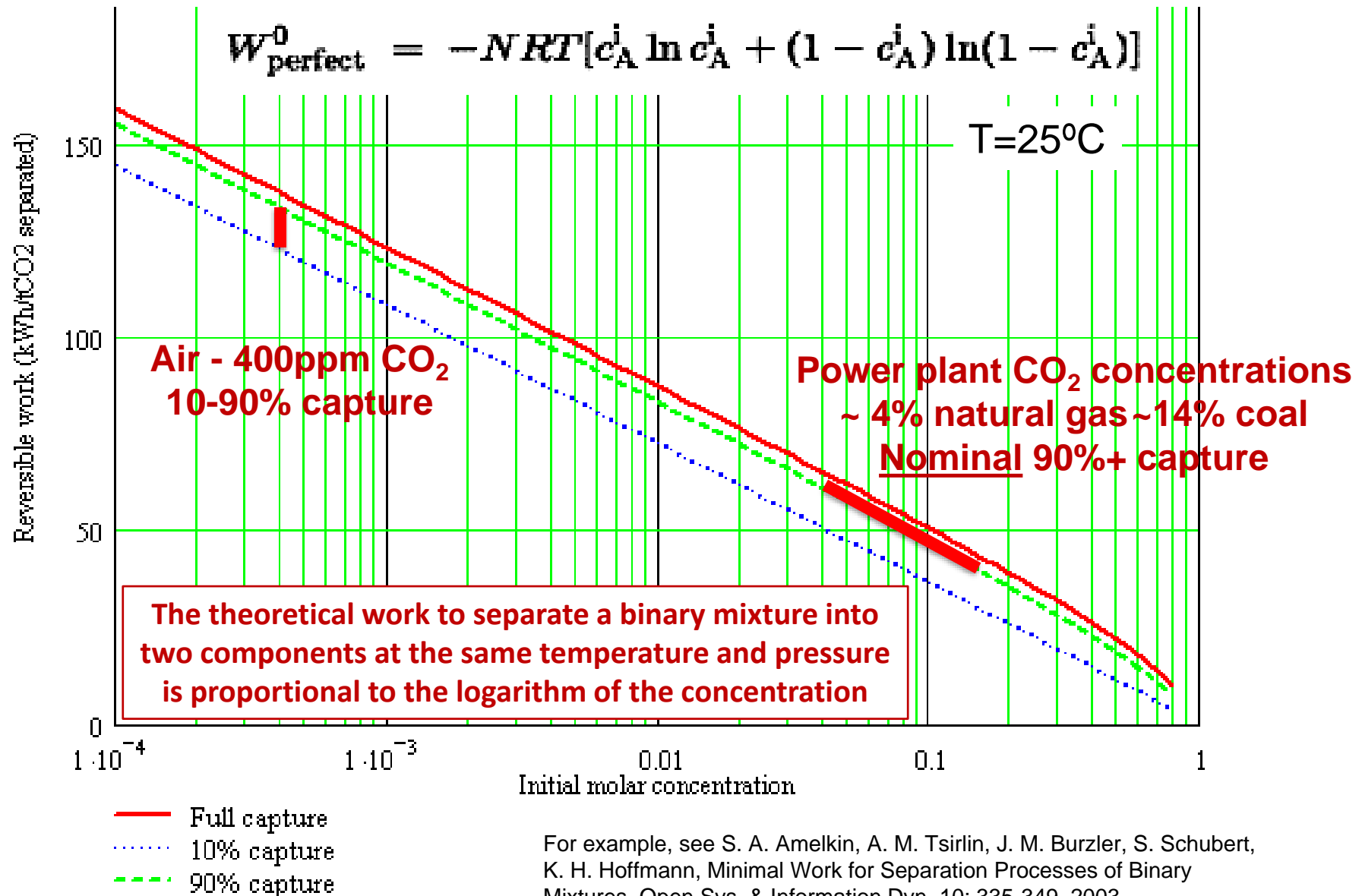
GGR includes BECCS and Direct Air Capture with CO₂ Storage (DACCS or DACCS)

Global total net CO₂ emissions

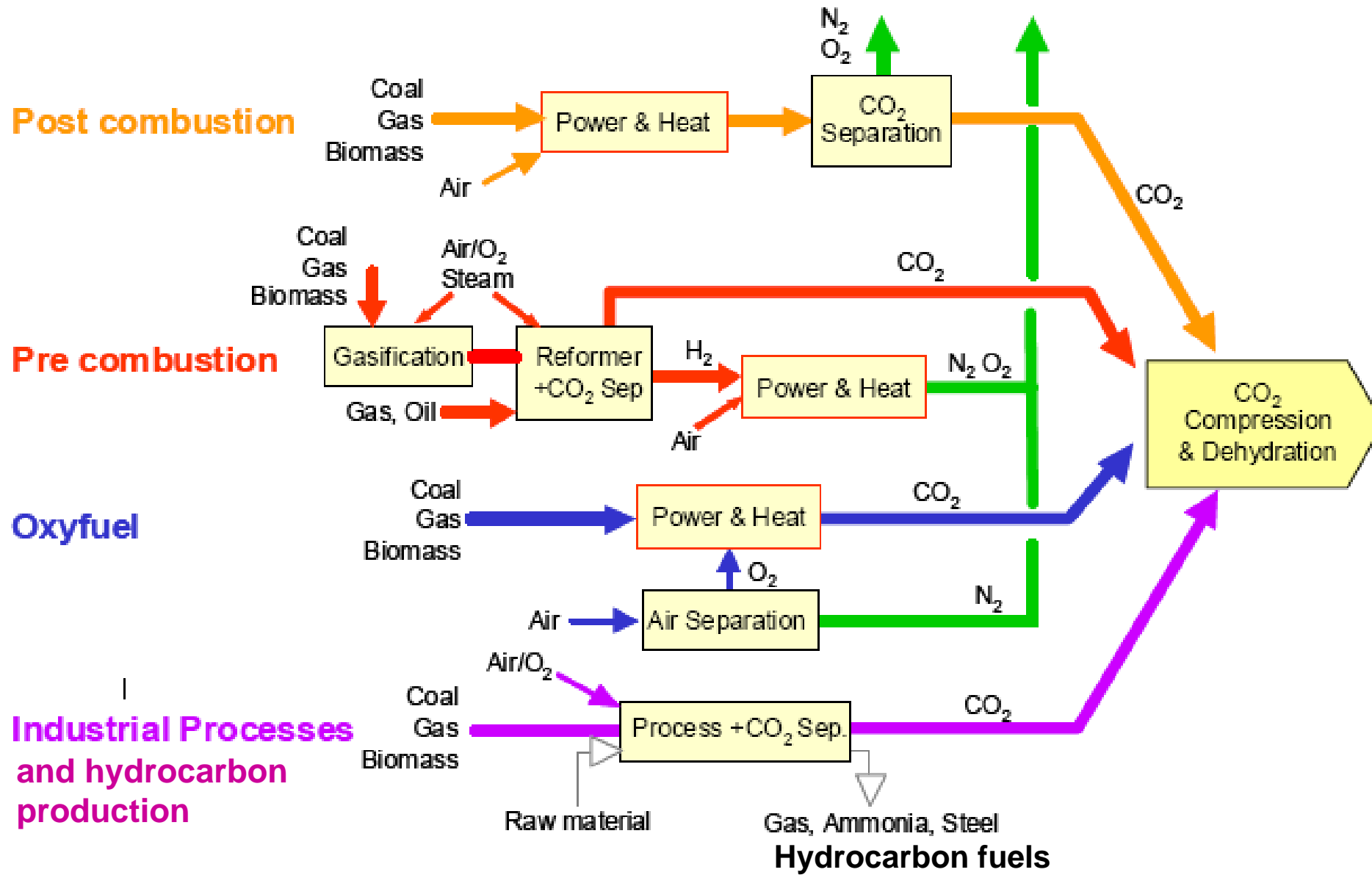
Billion tonnes of CO₂/yr



Direct air capture requires only about twice the theoretical energy input of conventional CO₂ capture from power plants – but who pays for it?



Types of Carbon Capture Technology



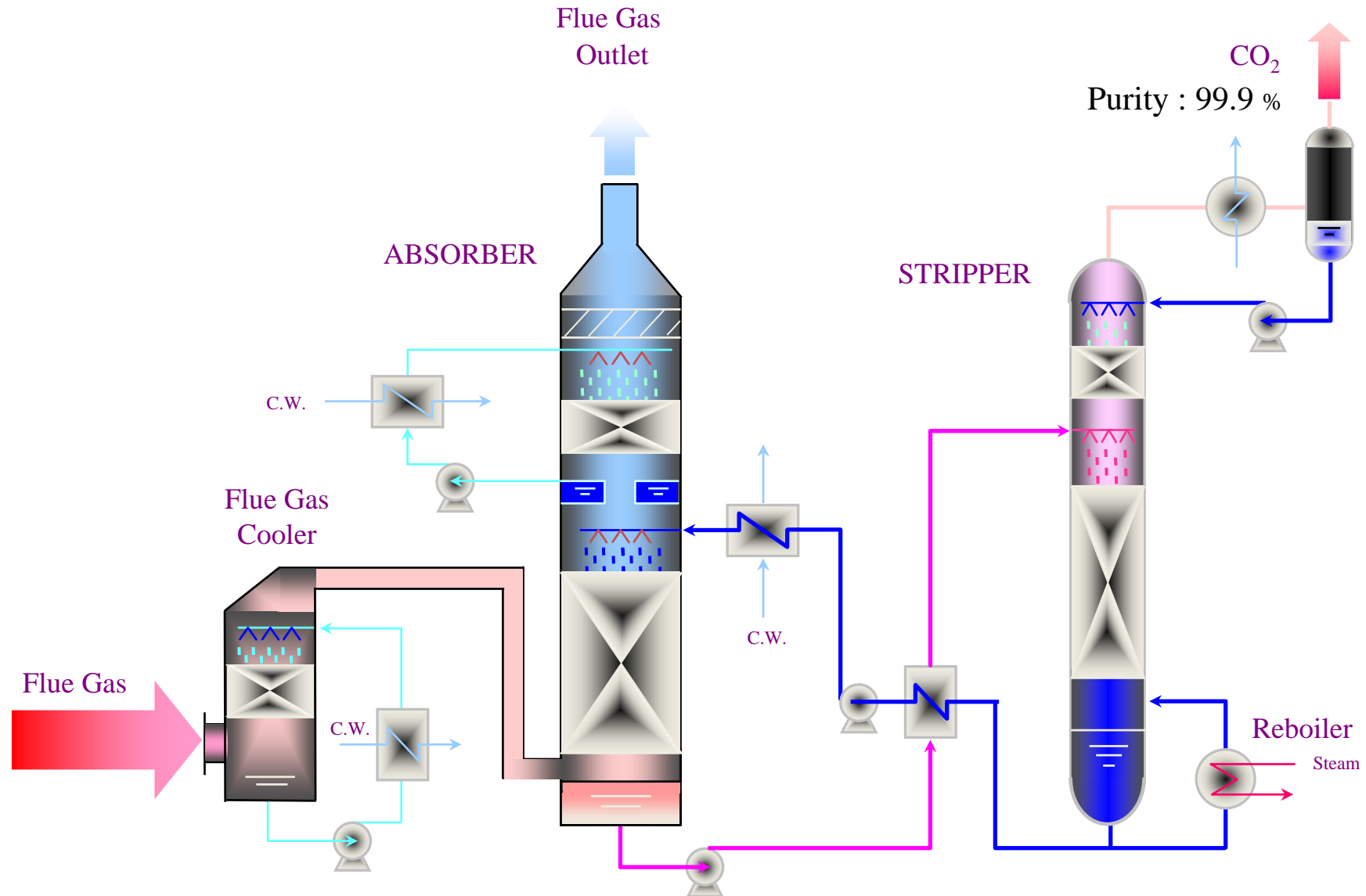
Post-Combustion Capture at Boundary Dam, Saskatchewan – First Large-Scale CCS Project in the World on Coal Power



2014 SaskPower, Saskatchewan, Canada: Old power plant being rebuilt with a state-of-the-art turbine and a fully-integrated carbon capture system capable of cutting CO₂ emissions by up to 90%, or approximately one million tonnes a year.

<http://www.saskpower.com>

Process Flow for Post-Combustion Capture




Petra Nova is a joint venture between NRG Energy and JX Nippon Oil & Gas Exploration that became operational in early January 2017

<http://www.ourworldofenergy.com/vignettes.php?type=coal-power&id=11>

The largest post-combustion CCS project installed on an existing coal-fired power plant in the world. The project is designed to capture approximately 90 percent, or 1.6 million tons annually, of the CO₂ from NRG Energy's W.A. Parish 240 MW generating station southwest of Houston, Texas.

Second large-scale post-combustion plant



Carbon Capture System Site Layout

<https://2w4set5pkcc374jjw3jbdf15-wpengine.netdna-ssl.com/wp-content/uploads/2017/10/5-Armpriester-Petra-Nova.pdf>



Wet flue gas cooling rather than dry cooling as at BD3, also has a conventional wet FGD upstream that will not be affected by fly ash

PACT: Pilot-Scale Advanced Capture Technology

A UK national facility managed by the University of Sheffield

<https://pact.group.shef.ac.uk/>

PACT is coordinating the International Test Center Network for 2 years

<https://itcn-global.org/>

PACT


Department for
Business, Energy
& Industrial Strategy


Pioneering research
and skills



The
University
Of
Sheffield.



The Amine Capture Plant:

- Adsorption and desorption, a fresh & spent amine storage tanks, an electric boiler (steam for regeneration of the solvent)
- Other specific details include:-
 - Treats 100% of flue gas from the 165KW test facilities
 - Removes 1 tonne of CO₂ per day using MEA (>85% capture)
 - Can Operates for extended test periods using synthetic gas option
 - 8m column height
 - 0.07MWe consumption (50kg/h CO₂)
 - Multiple solvent sampling locations along the columns
 - Provisions for corrosion coupons and alternative materials test sites
 - Trace gas injection capability

ETI gas power with CCS, now OGCI 'Clean Gas Project'

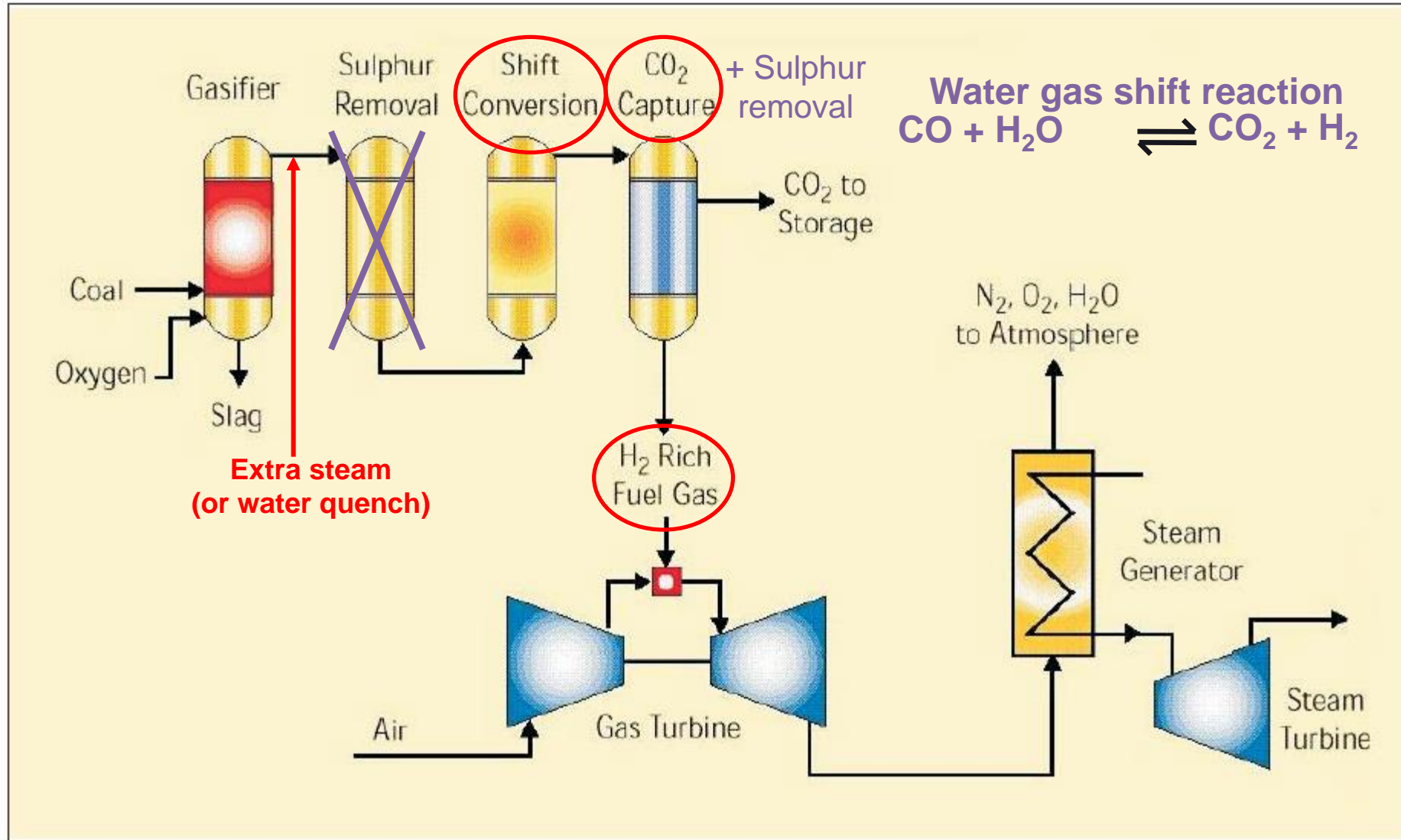
<https://www.eti.co.uk/programmes/carbon-capture-storage/thermal-power-with-ccs>



AECOM



Pre-combustion capture with coal gasification



Kemper plant costs rise \$496M due to startup delays

10/30/2014

By Jennifer Van Burkleo

Online Associate Editor Power Engineering Magazine

<http://www.mississippipower.com/about-energy/plants/kemper-county-energy-facility/facts>

Plant: 582-megawatt electric power plant

Technology: TRIG™ Integrated Gasification Combined Cycle (IGCC)

Location: Kemper County, Miss., about 20 miles north of Meridian, Miss.

Fuel: Mississippi lignite, approximately 4.7 million tons used per year;
4 billion mineable tons available in Mississippi alone

CO₂ capture: At least 65 percent



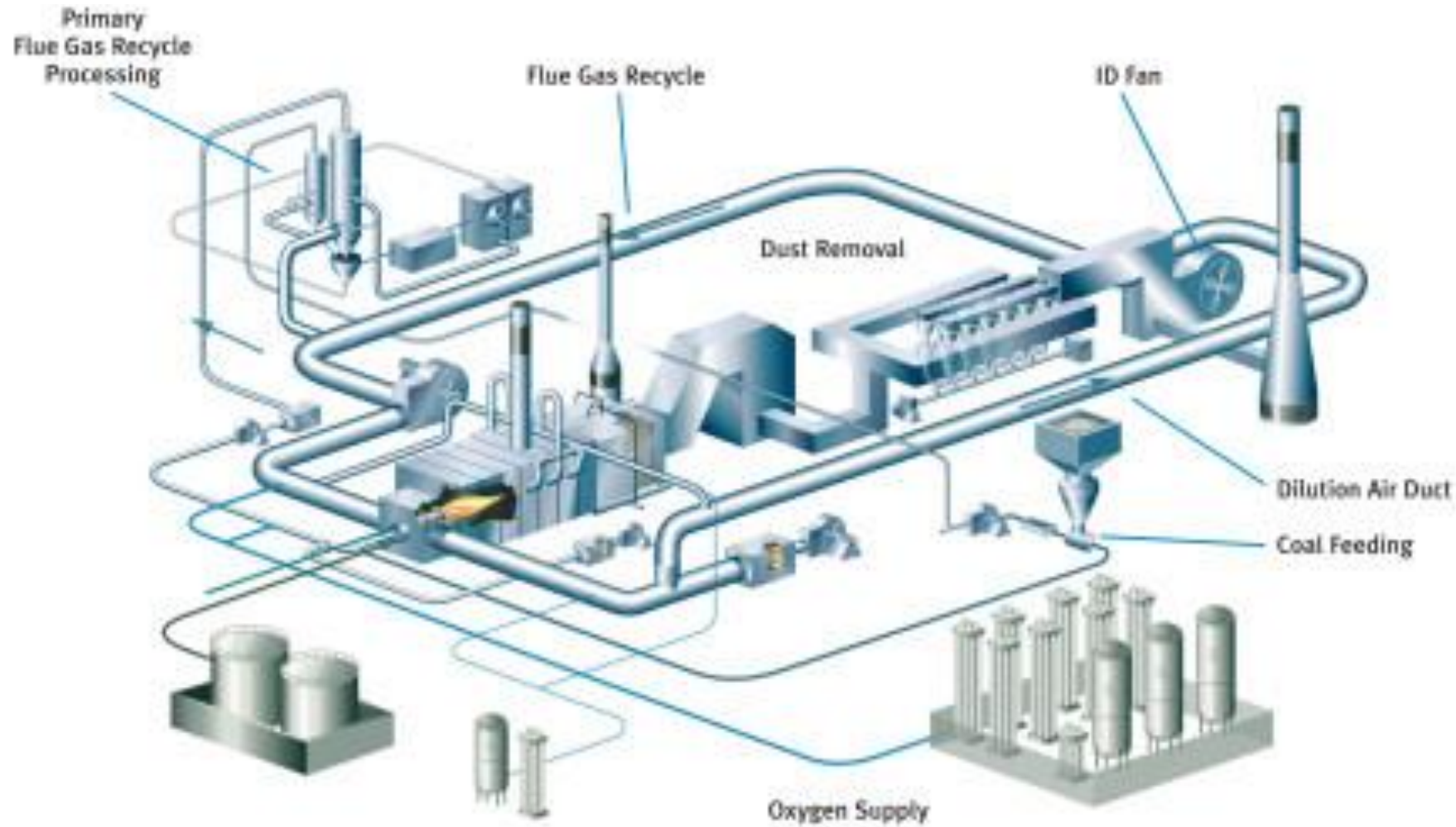
**NOW
CANCELLED**

In the September monthly report filed by Southern Co. (NYSE: SO) to the Mississippi Public Service Commission and the Securities and Exchange Commission, the company said its subsidiary, Mississippi Power, will need an additional \$496 million to extend the deadline to finish the [Kemper Integrated Coal Gasification Combined-Cycle \(IGCC\)](#) facility in eastern Mississippi. This total makes the overall cost of the plant reach more than \$6.1 billion. The project was originally budgeted for \$2.8 billion.

<http://www.power-eng.com/articles/2014/10/kemper-plant-costs-rise-an-additional-496m-due-to-startup-delays-brings-total-cost-to-6-1b.html?cmpid=enl-%E2%80%A61/4>

Oxyfuel capture from pulverised coal plants

Doosan Babcock Oxycoal Burner Test Rig, Renfrew, Scotland – 40MWth, equivalent to a single burner in a full-scale wall-fired boiler



White Rose CCS Project

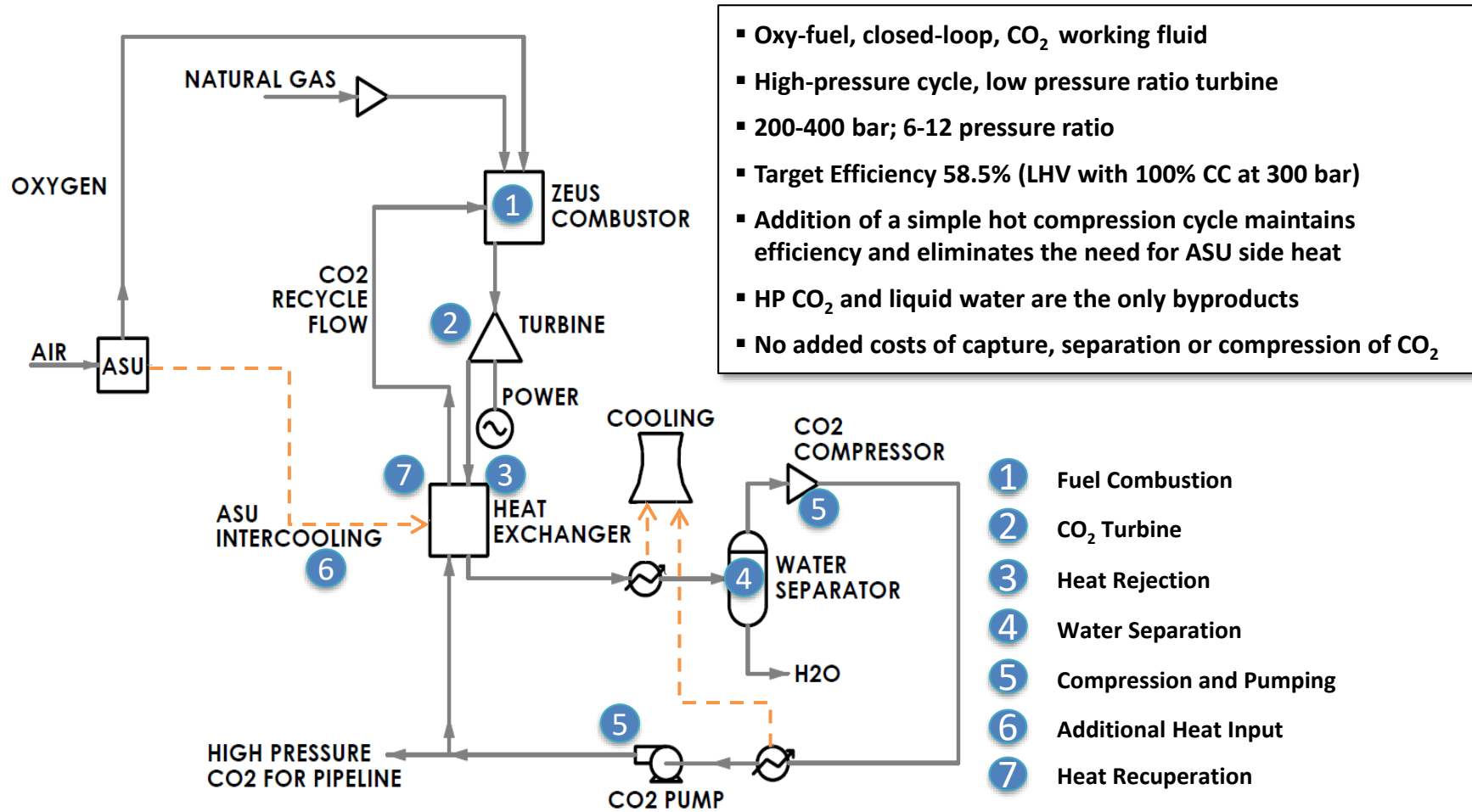


- New standalone power plant at the existing Drax Power Station site near Selby,
- State-of-the-art coal-fired power plant with the potential to co-fire biomass.
- 426MWe (gross) oxyfuel power and carbon capture and storage
- 90% of all CO₂ emissions captured
- Capturing approximately 2 million tonnes of CO₂ per year
- Anchor project for Yorkshire CO₂ transportation and storage network

Oxyfuel on Gas - the Allam Cycle



The NET Power Natural Gas System

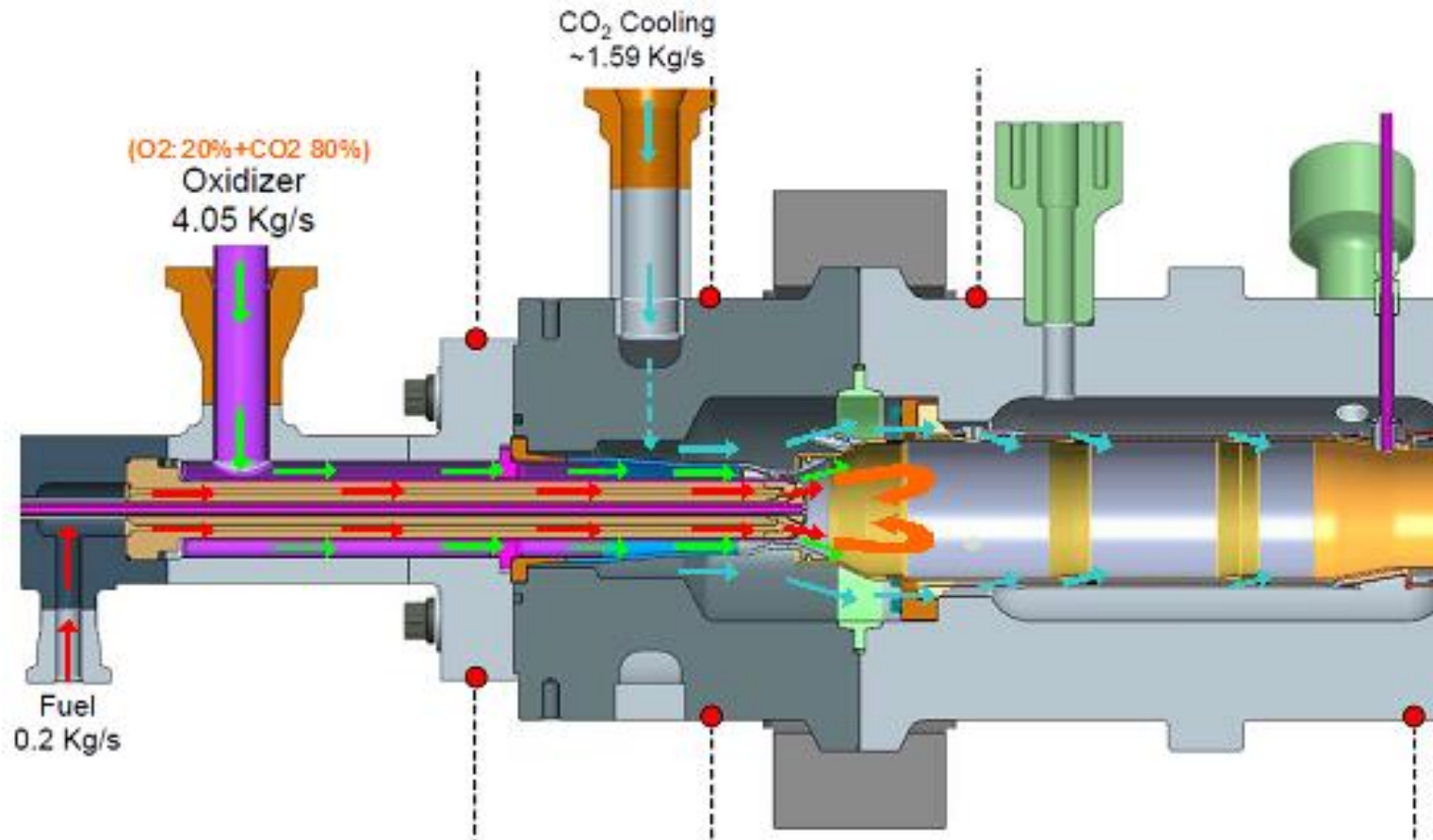


- Oxy-fuel, closed-loop, CO₂ working fluid
- High-pressure cycle, low pressure ratio turbine
- 200-400 bar; 6-12 pressure ratio
- Target Efficiency 58.5% (LHV with 100% CC at 300 bar)
- Addition of a simple hot compression cycle maintains efficiency and eliminates the need for ASU side heat
- HP CO₂ and liquid water are the only byproducts
- No added costs of capture, separation or compression of CO₂

Hideo Nomoto, Toshiba Corporation, Rodney Allam, NET Power, Presentation to 7th Trondheim Carbon Capture and Sequestration Conference, June 5, 2013

Pressurized Oxy-Combustion for High Pressure Cycles

Pressurized oxy-combustors use purified oxygen combined with a temperature moderator to burn fuels at high pressure. In place of the nitrogen found in air, CO_2 and/or steam are used as the temperature moderator and also subsequently as a working fluid that is expanded through a turbine to generate power. The combustor pictured here is a high-pressure (300 bar) oxy-combustor for use with gaseous fuels using CO_2 as the temperature moderator.



NetPower 50MW test site, now commissioning

Recently received support from Occidental Petroleum Corporation

Greenwire: Tuesday, January 16, 2018



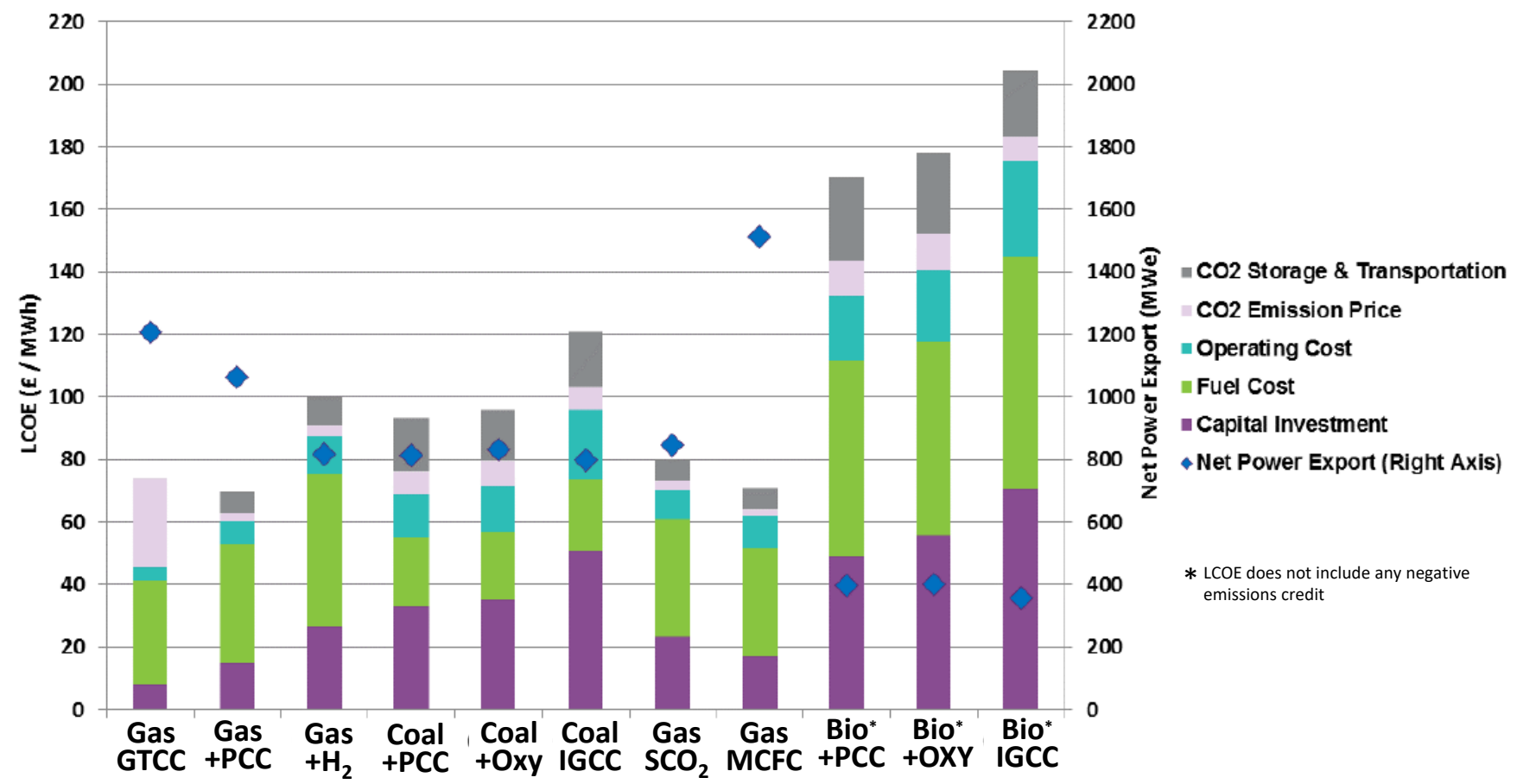
The NET Power project in Texas is the world's largest attempt to use carbon dioxide as a working fluid. NET Power and CB&I

<https://www.eenews.net/stories/1060071081>

UK cost estimates for a range of fuels and technologies

Study for BEIS by Wood, formerly Amec-FW <https://www.gov.uk/guidance/funding-for-low-carbon-industry>

- Post-combustion capture appears competitive – also allows retrofit
- Supercritical CO₂ cycles also being developed
- Urgent to accelerate learning by doing for all technologies to reduce costs



Direct Air Capture (DACCS/DACCS) and Bioenergy with CCS (BECCS) can capture CO₂ for storage to offset fossil fuel emissions or for synthesis of hydrocarbon fuels using non-fossil energy sources

- BECCS is 'conventional' CCS using biomass as the fuel, but there is concern about biomass availability at the scales required

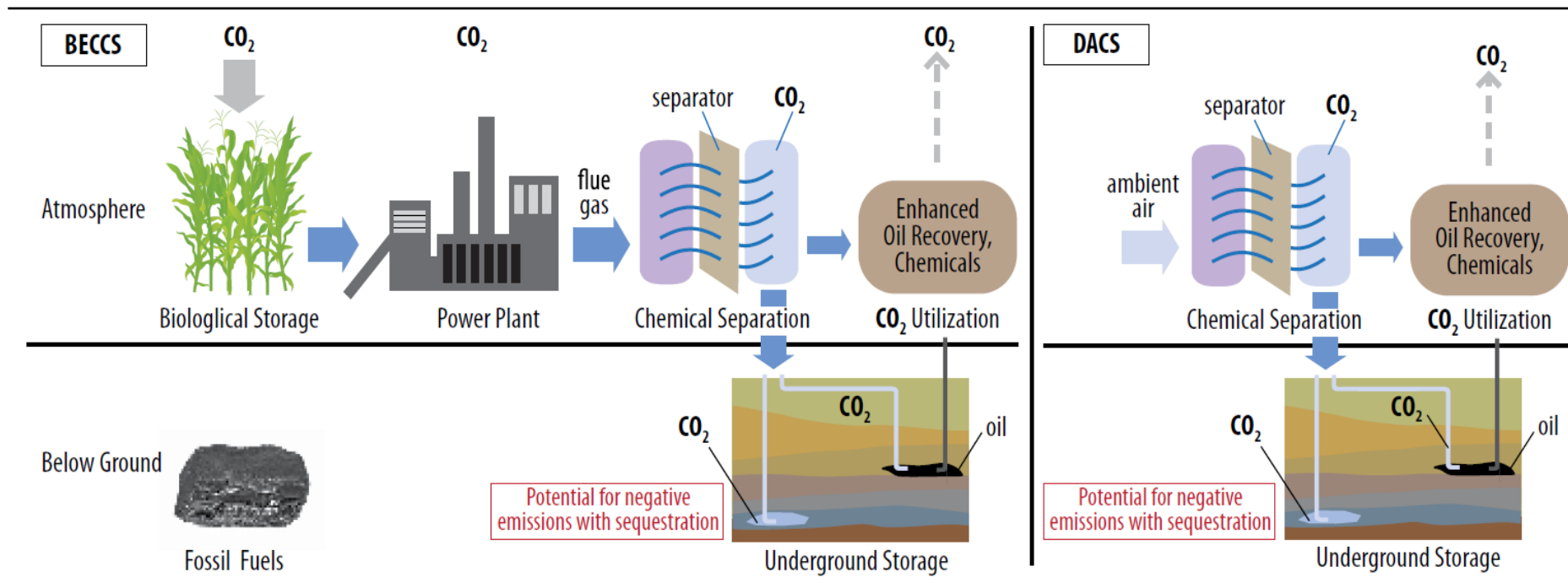


Figure 1. In Bioenergy with Carbon Capture and Sequestration (BECCS, shown on left), crops such as corn or switchgrass take up carbon dioxide from the atmosphere as they grow. The crops can be burned in power plants to produce electricity, and the carbon dioxide generated is captured and sequestered underground. In Direct Air

Capture and Sequestration (DACCS, shown on right), carbon dioxide can be removed from the atmosphere as air passes through air filtering structures and is sequestered underground. Block arrows represent fluxes of carbon (as fuel or as carbon dioxide); dashed arrows indicate residual carbon dioxide emissions.

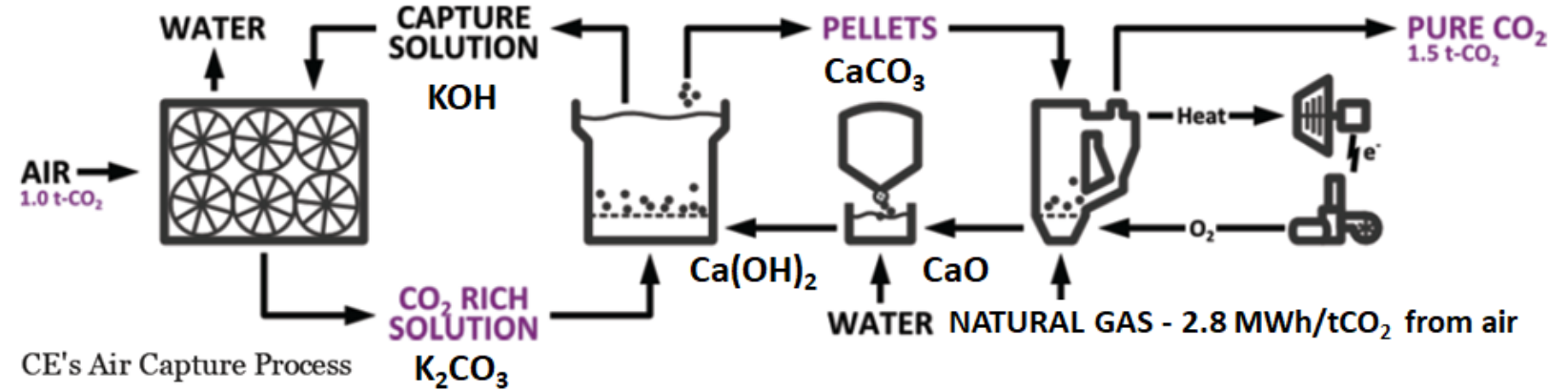
Air Capture: Carbon Engineering air capture process



Detailed 2018 engineering and cost analysis for a 1 Mt-CO₂/year direct air capture plant by Carbon Engineering reported levelized costs of \$94 to \$232 per ton CO₂ from the atmosphere (\$42 to \$102 on a barrel of oil).

[https://www.cell.com/joule/fulltext/S2542-4351\(18\)30225-3](https://www.cell.com/joule/fulltext/S2542-4351(18)30225-3)

<http://carbonengineering.com/>

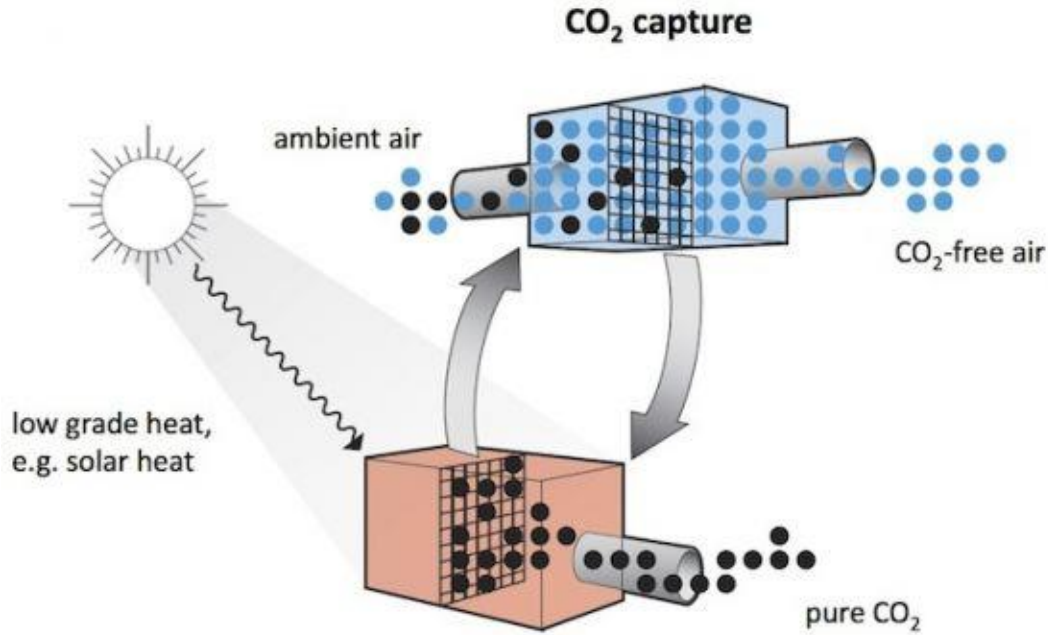


Squamish demo plant site construction
Running 2015, ~500 tCO₂/yr scale



Design for 'slab' air contactor
100,000tCO₂/yr scale

Air Capture: Climeworks air capture process



Based on a cyclic adsorption / desorption process on a novel filter material (“sorbent”). Scalable in multiples of 300 tCO₂/yr, in shipping container sized units.

Energy demand per ton of CO₂ :

1.5 – 2.0 MWh heat at 100 °C

0.2 – 0.3 MWh electricity



Climeworks CO₂ Kollektor



Design for Climeworks CO₂ Capture Plant

Climeworks flicks switch on 'world first' atmospheric carbon capture plant

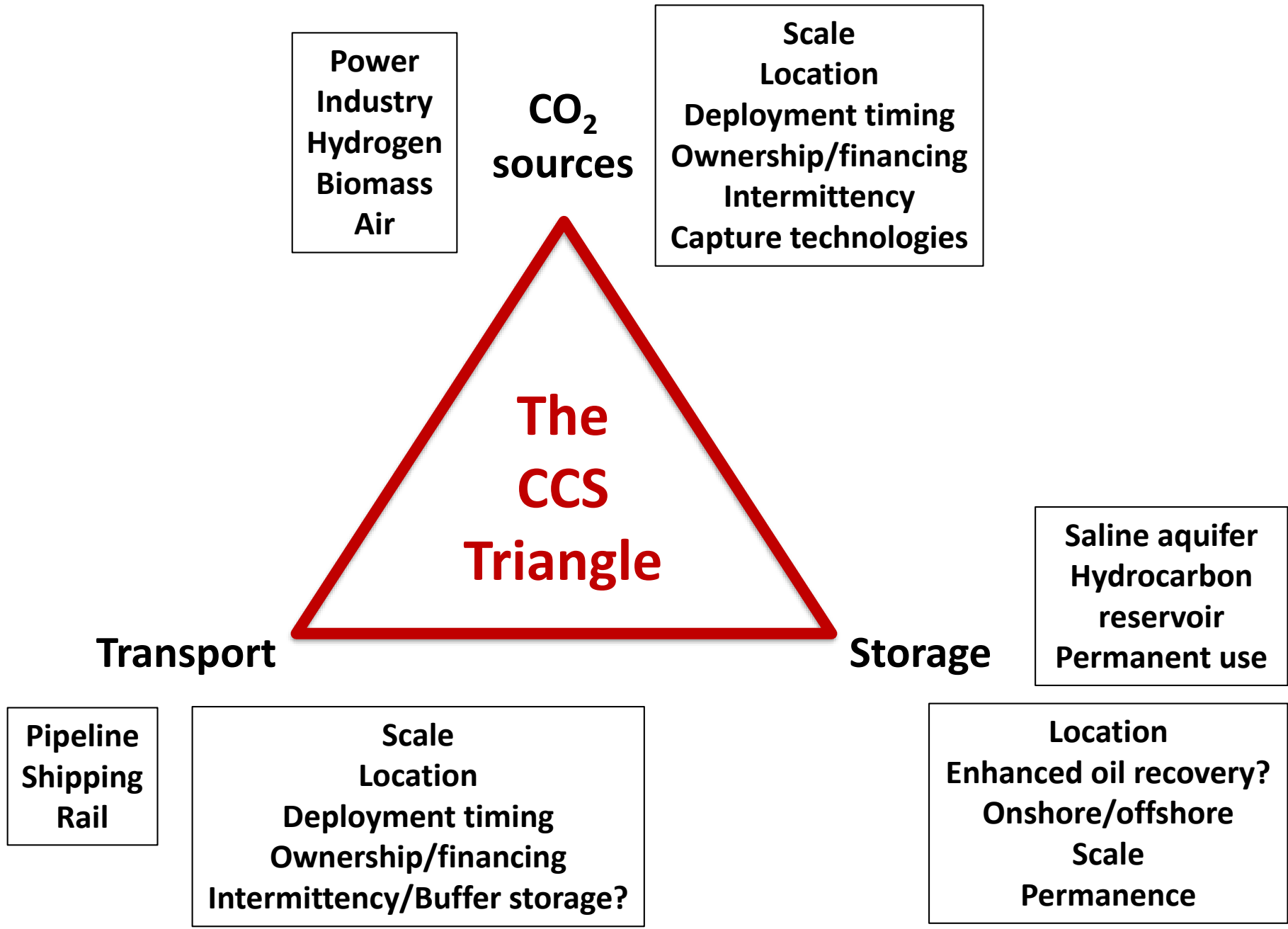
Climeworks has partnered with Reykjavik Energy to open the first working pilot combining direct air capture of carbon dioxide with underground, permanent storage - a system it claims can provide an economically viable and scalable way to prevent dangerous global warming.

Sited at an existing geothermal power plant in Iceland and running as part of the CarbFix2 project the Climeworks system draws in ambient air, separates out the pure CO₂ using a specially designed filter and pipes it more than 700 metres underground, where it reacts with the basaltic bedrock to form solid minerals. (Capturing about 1 tonne CO₂/week directly from the air. <http://www.climeworks.com/public-update-on-carbfix/>)



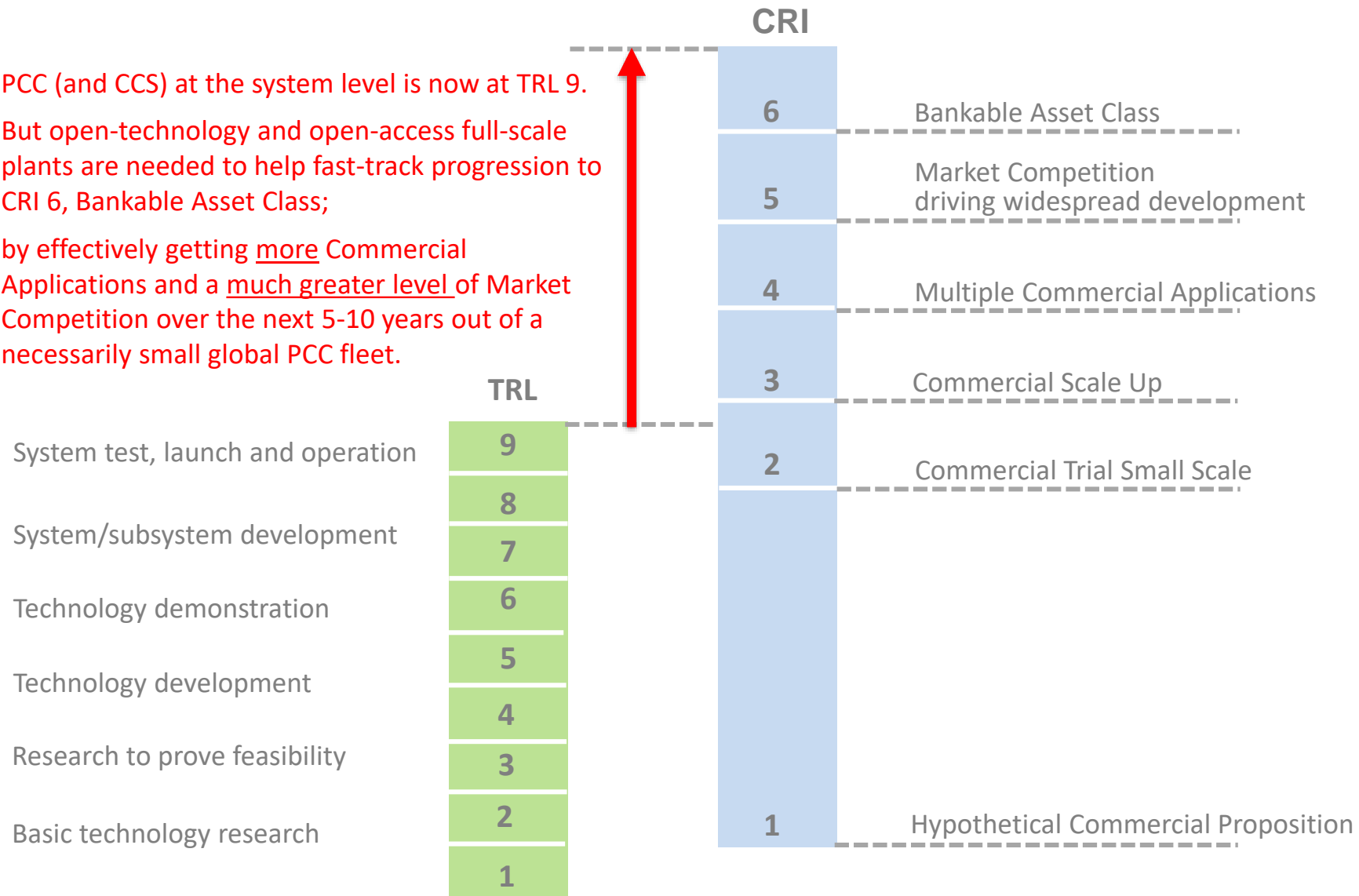
The Climeworks module will extract CO₂ directly from the air and store it underground | Credit: Climeworks / Zev Starr-Tambor

Capturing about 1 tonne CO₂/week directly from the air.



Open-technology and open-access full-scale projects are needed to drive Commercial Readiness Index (CRI) and reduce costs

- PCC (and CCS) at the system level is now at TRL 9.
- But open-technology and open-access full-scale plants are needed to help fast-track progression to CRI 6, Bankable Asset Class;
- by effectively getting more Commercial Applications and a much greater level of Market Competition over the next 5-10 years out of a necessarily small global PCC fleet.



Renewables have taken over 40 years to develop, driven by oil and gas prices as well as by climate

Renewables started on large-scale deployment driven by '70s, '80s and particularly 2000s oil price rises while interest in, initially, new coal power with CCS started in only in the 2000s.

Google News
hits by year
(compiled 2008)

